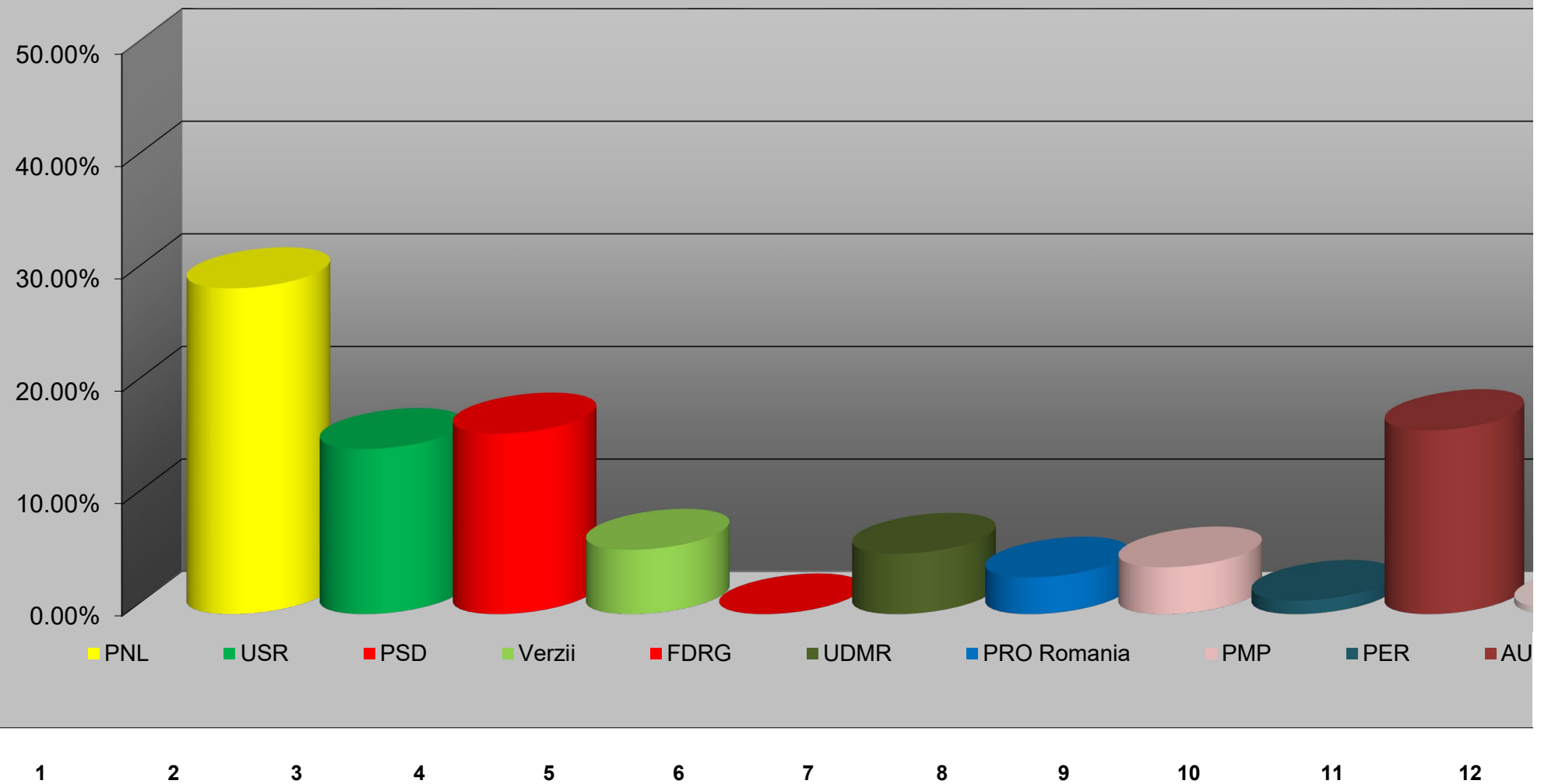
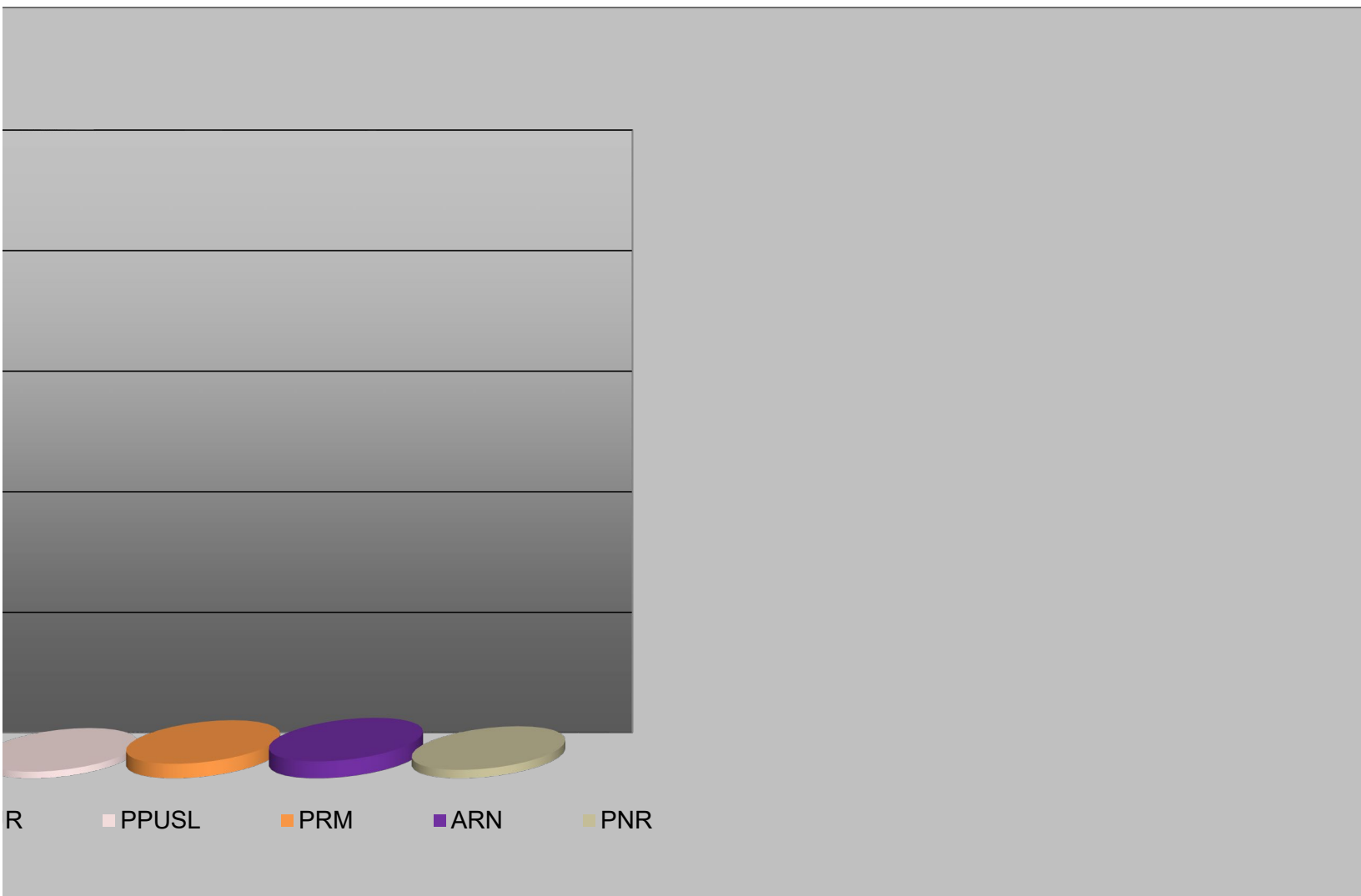


SENAT

	1	2	3	4	5	6	7	8	9	10	11	12
	PNL	USR	PSD	Verzii	FDRG	UDMR	PRO Romania	PMP	PER	AUR	PPUSL	PRM
Sectia 275 Liceu (Doja)	58	34	49	16	0	6	14	9	9	46	4	6
Sectia 276 Cantina (Vladimirescu)	67	41	52	25	0	14	4	10	6	51	1	3
Sectia 277 Scoala (Lorena)	96	46	45	14	0	9	14	19	0	60	2	4
Sectia 278 Futok	78	45	39	11	0	29	6	7	0	59		2
Sectia 279 Centru Afaceri (Stefan cel Mare)	95	46	61	16	0	26	9	9	4	34	2	4
Sectia 280 Casa de Cultura 1 (Vladimirescu)	97	37	37	18	0	7	6	12	1	30	1	3
Sectia 281 Casa de Cultura 2 (Vladimirescu)	61	35	26	11	0	15	9	13	4	38	1	2
Sectia 282 Clarii Vii	21	7	9	3	0	1	3	4	0	6	0	0
Total voturi	573	291	318	114	0	107	65	83	24	324	11	24
	29.00%	14.73%	16.09%	5.77%	0.00%	5.41%	3.29%	4.20%	1.21%	16.40%	0.56%	1.21%

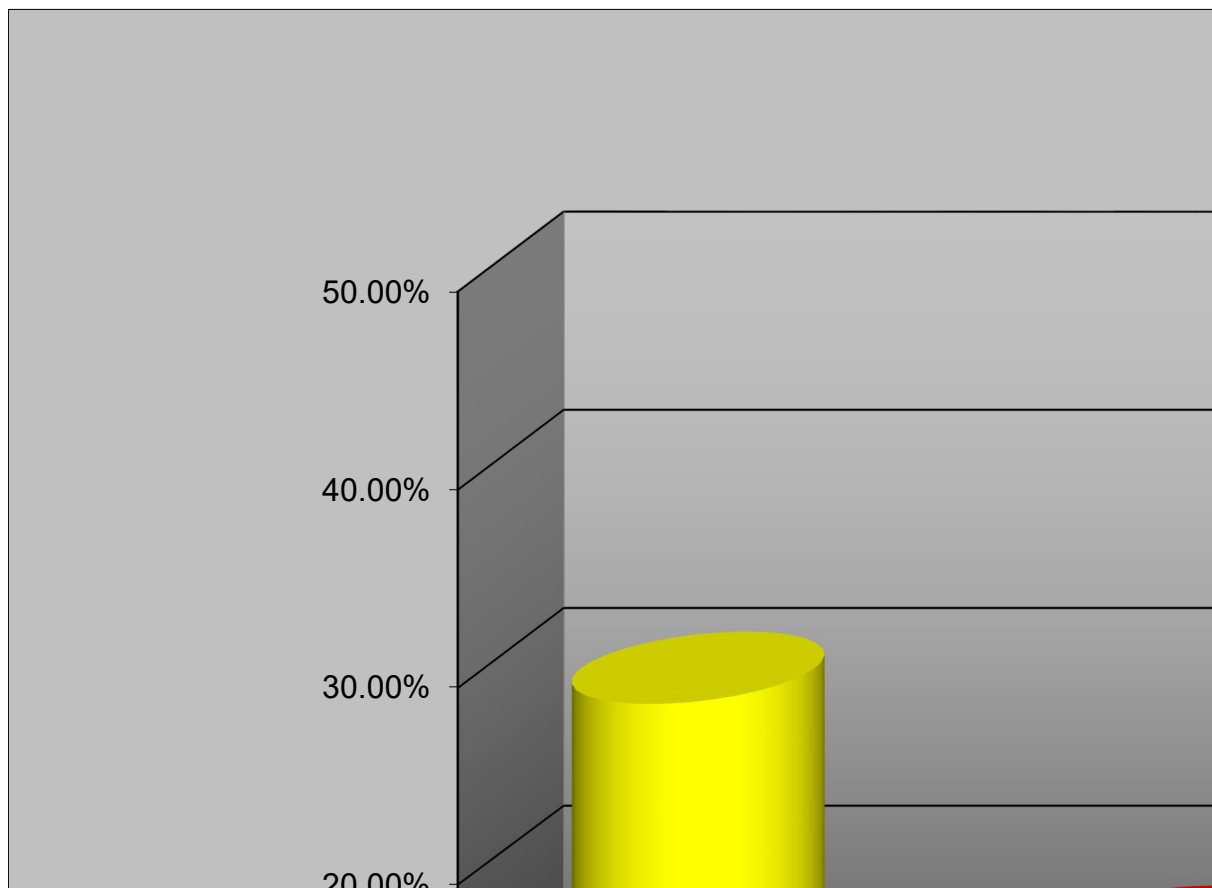


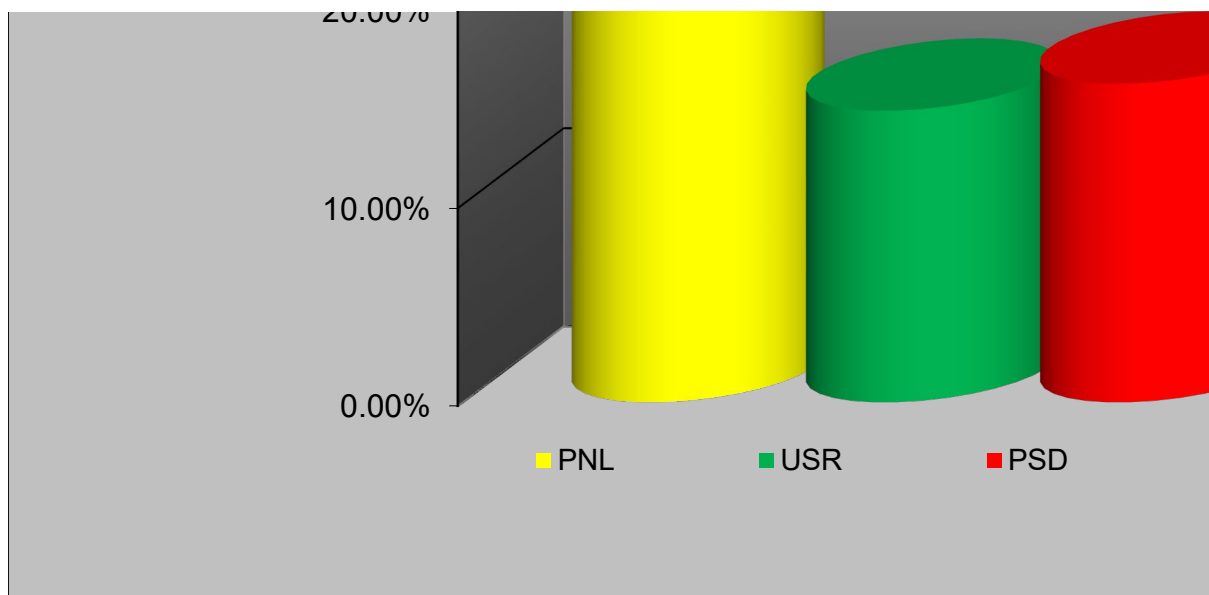
13	14	Voturi Valabile		nule	Total Alegatori	Prezenta la vot					
ARN	PNR										
6	4	261	261	0	1718	4	1718	15.19%	265	669	-404
4	1	279	279	0	1521	6	1521	18.34%	285	644	-359
1	0	310	310	0	1643	7	1643	18.87%	317	658	-341
3	2	281	281	0	1621	9	1621	17.33%	290	704	-414
4	1	311	311	0	1476	9	1476	21.07%	320	670	-350
4	2	255	255	0	1518	10	1518	16.80%	265	657	-392
5	4	224	224	0	1311	10	1311	17.09%	234	523	-289
1	0	55	55	0	218	1	218	25.23%	56	113	-57
28	14	1976				56	11026	17.92%			
1.42%	0.71%	98.8									



ARN	PNR
2.30%	1.53%
1.43%	0.36%
0.32%	0.00%
1.07%	0.71%
1.29%	0.32%
1.57%	0.78%
2.23%	1.79%
1.82%	0.00%
#REF!	#REF!

	1	2
	PNL	USR
Sectia 275 Liceu (Doja)	60	39
Sectia 276 Cantina (Vladimirescu)	71	48
Sectia 277 Scoala (Lorena)	96	50
Sectia 278 Futok	73	43
Sectia 279 Centru Afaceri (Stefan cel Mare)	90	47
Sectia 280 Casa de Cultura 1 (Vladimirescu)	95	35
Sectia 281 Casa de Cultura 2 (Vladimirescu)	60	32
Sectia 282 Clarii Vii	20	6
Total voturi	565	300
	29.41%	15.62%







	1	2
	PNL	USR
Sectia 275 Liceu (Doja)	24.39%	15.85%
Sectia 276 Cantina (Vladimirescu)	25.91%	17.52%
Sectia 277 Scoala (Lorena)	31.89%	16.61%
Sectia 278 Futok	26.94%	15.87%
Sectia 279 Centru Afaceri (Stefan cel Mare)	28.85%	15.06%
Sectia 280 Casa de Cultura 1 (Vladimirescu)	38.31%	14.11%
Sectia 281 Casa de Cultura 2 (Vladimirescu)	27.91%	14.88%
Sectia 282 Clarii Vii	37.04%	11.11%
Urna Mobila	#REF!	#REF!

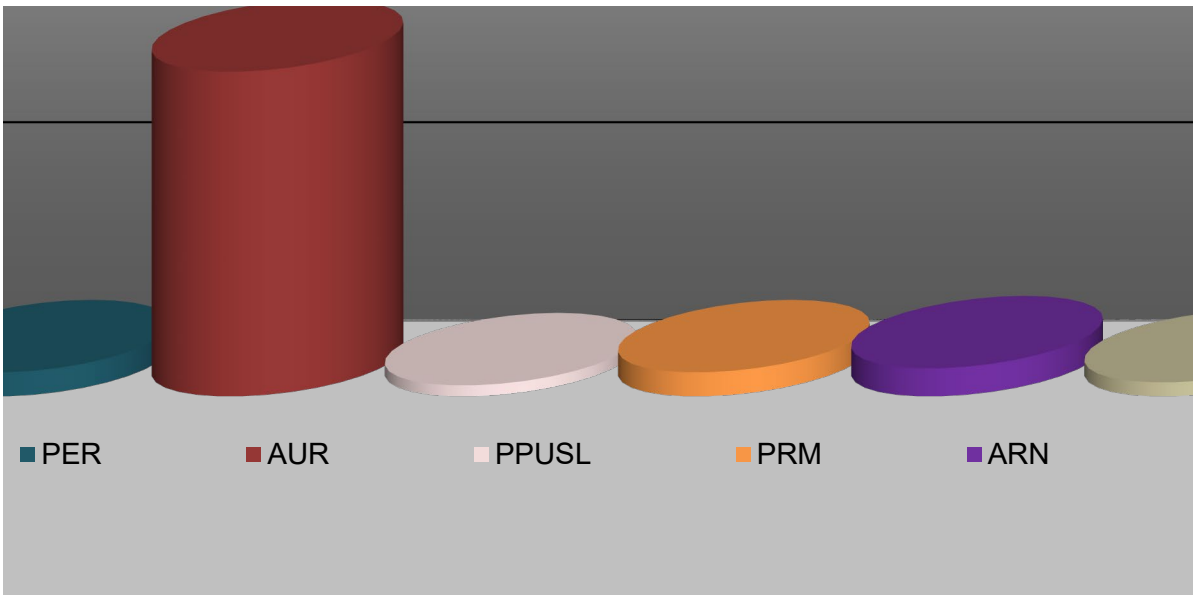
CAMERA DEPUTAȚILOR

3	4	5	6	7	8	9	10
PSD	Verzii	FDRG	UDMR	PRO Romania	PMP	PER	AUR
45	10	2	5	12	9	9	43
53	14	1	13	5	10	6	44
42	7	3	8	11	17	1	57
38	17	3	30	7	6	2	51
66	13	2	25	10	12	4	33
39	11	2	8	7	15	0	26
27	6	1	16	12	19	5	34
9	3	0	1	4	4	0	5
319	81	14	106	68	92	27	293
16.61%	4.22%	0.73%	5.52%	3.54%	4.79%	1.41%	15.25%




11	12	13	14			
PPUSL	PRM	ARN	PNR	Voturi Valabile		
1	3	5	3	246	246	0
1	5	3	0	274	274	0
3	2	2	2	301	301	0
0	0	1	0	271	271	0
2	4	2	2	312	312	0
3	1	4	2	248	248	0
0	1	1	1	215	215	0
0	0	1	1	54	54	0
10	16	19	11	1921		
0.52%	0.83%	0.99%	0.57%	96.05		





	11	12	13	14
PPUSL				
PRM				
ARN				
PNR				
	0.41%	1.22%	2.03%	1.22%
	0.36%	1.82%	1.09%	0.00%
	1.00%	0.66%	0.66%	0.66%
	0.00%	0.00%	0.37%	0.00%
	0.64%	1.28%	0.64%	0.64%
	1.21%	0.40%	1.61%	0.81%
	0.00%	0.47%	0.47%	0.47%
	0.00%	0.00%	1.85%	1.85%
	#REF!	#REF!	#REF!	#REF!

nule	Total Alegatori	Prezenta la vot				
1718	6	1718	14.32%	252	669	-417
1521	7	1521	18.01%	281	644	-363
1643	8	1643	18.32%	309	658	-349
1621	12	1621	16.72%	283	704	-421
1476	6	1476	21.14%	318	670	-352
1518	5	1518	16.34%	253	657	-404
1311	11	1311	16.40%	226	523	-297
218	0	218	24.77%	54	113	-59
	54	11026	17.42%			





PNR